




TREE GIFT CERTIFICATE PROGRAM




270 Montgomery St.
Woodburn, OR 97071

503-980-6320

kaylah.maxwell@ci.woodburn.or.us

Tree Site Selection Tips



Six things you should know when planting a tree

1. Call before you dig— Several days before planting, call the national 811 hotline to have underground utilities located.
2. Handle with care— Always lift tree by the root ball. Keep roots moist until planting.
3. Digging a proper hole— Dig 2-5 times wider than the diameter of the root ball with sloping sides to allow for proper root growth.
4. Planting depth— The trunk flare should sit slightly above ground level and the top-most roots should be buried 1-2 inches.
5. Filling the hole— Backfill with native soil unless it's all clay. Tamp in soil gently to fill large air spaces.
6. Mulch— Allow 1-2-inch clearance between the trunk and the mulch. Mulch should be 2-3 inches deep.

*Source- Arbor Day Foundation

Proper Planting Steps

1. Find the point where the top-most root emerges from the trunk. Remove soil from the top of the root ball so that the top-most root emerging from the trunk is at the surface.
2. Dig a shallow planting hole as wide as possible. Dig the hole slightly shallower than the depth of the top-most root and twice the diameter of the root ball.
3. Slide the tree into the planting hole and remove synthetic material. Carefully slide the tree in the hole with the topmost root 1-2 inches above the landscape soil. Materials used to transport the tree including twine, burlap, and a basket or container should be removed—unless doing so will void a warranty.
4. Backfill the hole and add mulch. Before backfilling, straighten the tree in the planting hole. Backfill the soil into the planting hole breaking up soil clumps. Apply a ring of mulch 2-4 inches deep extending 2 feet out from the base of the tree. Keep mulch slightly away from the trunk. Water your tree once planted.
5. Stake and prune the tree, if necessary. Staking may be needed to hold roots firmly in the soil especially if you live in a windy environment. Stake the tree until the roots are established, but no longer than one growing season. Light pruning may also be needed to remove broken or dead branches from the tree.

*Source-Oregon Department of Forestry

Program Requirements

1. Applicants must reside within the city limits of Woodburn.
2. One tree per household, per year.
3. Renters are required to obtain property owner authorization.
4. Residents who need to replace a street tree on their property will not be eligible for the tree give-away program. **See Tree Subsidy Program**
5. Once an application is approved, residents will receive a gift certificate for an eligible tree that can be redeemed at Al's Garden Center in Woodburn.
6. Gift certificate **MUST** be forfeited to Al's staff at time of redemption.
7. Applicant pays the difference, between the gift certificate amount and the price of tree
8. Gift certificates will be good for one year from date of issuance.
9. The Program will be open November - April or until budgeted program funds expire, whichever comes first.

Email Completed Applications to:

kaylah.maxwell@ci.woodburn.or.us

OR

Mail Completed Applications to:

City of Woodburn
Urban Forestry Program
270 Montgomery St.

Tree Give-Away Program Application

Only Completed Forms will be accepted

Name: _____

Address: _____

City/State/Zip: _____

Phone: _____

Email: _____

Address where the tree will be planted (If different from above):

Location where tree is planted:

- Front Yard* Side Yard Back Yard Public Right of Way*
 Property Rented by Applicant Property Owned by Applicant

Location where tree is planted: For pictures of trees go to page 4

Small (up to 15-20 ft.)

- Pacific Fire Vine Maple
 Crape Myrtle Pink Velour
 Crape Myrtle Double Dynamite

Medium (30-35 ft.)

- Redbud Forest Pansy
 Redbud Flame Thrower
 Redbud Carolina Sweetheart
 Dogwood Scarlet Fire
 Dogwood Venus

Large (40 ft. Plus)

- Red Maple Sunset*
 Red Maple Bowhall*

Please list second choice, in the case your fist choice is unavailable

*Suitable for public right of way. Requires a street planting permit before planting

*May require street tree planting permit

Tree Care Pledge

I agree to select a tree and location that are space compatible. I agree to care for this tree and water it for at least two years. I understand a City of Woodburn representative may make a site visit to my property to verify compliance with program requirements.

Signature: _____

Date: _____



Goals of the City of Woodburn Urban Forestry Program:

- Improve the health of City owned trees.
- Improve the health of privately owned trees.
- Increase the community's understanding of the environmental, quality of life, and aesthetic benefits of a healthy tree canopy
- Provide easily accessed guideline information to the community regarding tree selection, planting, maintaining, or removal of trees.

Additional Tree Resources:

Arbor Day Foundation
www.arborday.org

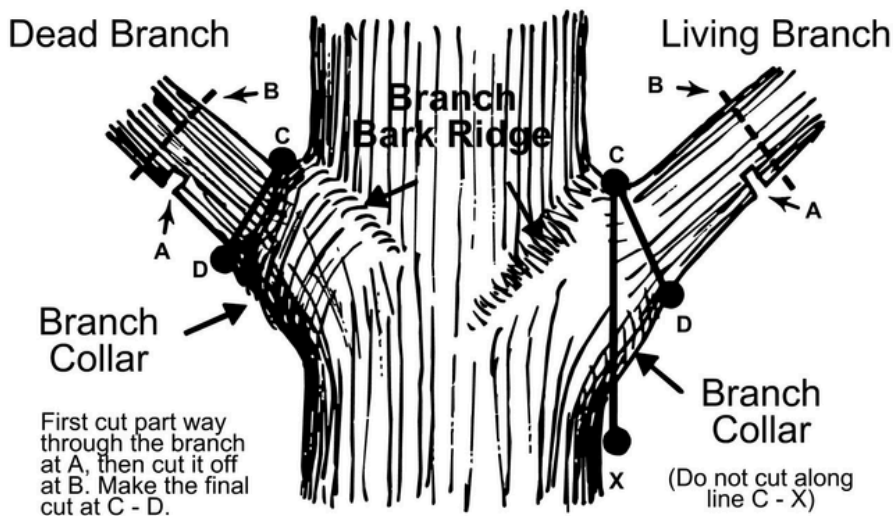
Oregon Department of Forestry
www.oregon.gov/ODF

OSU Extension Forestry & Natural Resources
extensionweb.forestry.oregonstate.edu

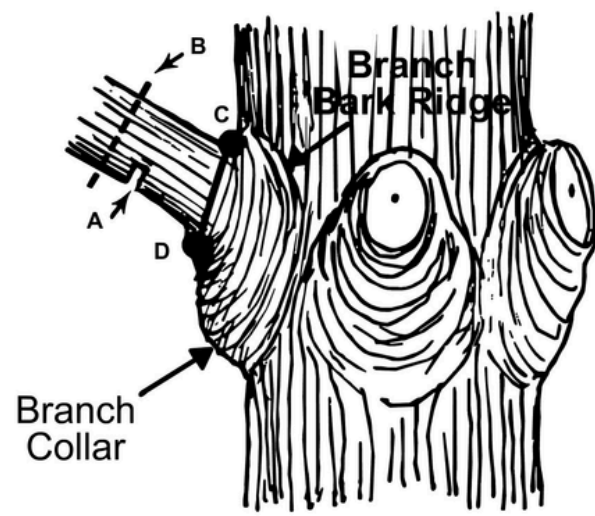
Oregon Association of Nurseries
www.oan.org



Proper Pruning Principles



Hardwoods



Conifers

SMALL TREES



Pacific Fire Vine Maple



Crape Myrtle Double Dynamite



Crape Myrtle Pink Velour

MEDIUM TREES



Redbud Flame Thrower



Redbud Forest Pansy



Redbud Carolina Sweetheart



Scarlet Fire Dogwood



Venus Dogwood

LARGE TREES



Red Sunset Maple



Red Sunset Maple